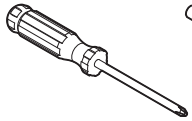
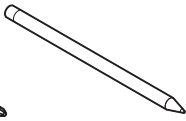


**Required tools**  
**Herramientas necesarias**  
**Outils nécessaires**

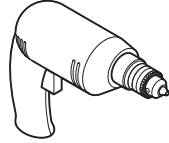
Phillips screwdriver  
Destornillador phillips  
Tournevis cruciforme



Pencil  
Lápiz  
Crayon



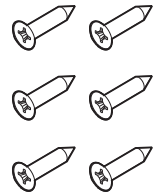
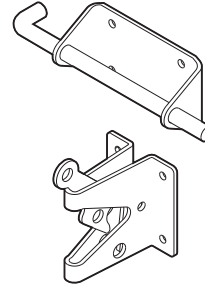
Power drill  
Taladro eléctrico  
Perceuse électrique



Drill bit  
Broca  
Foret

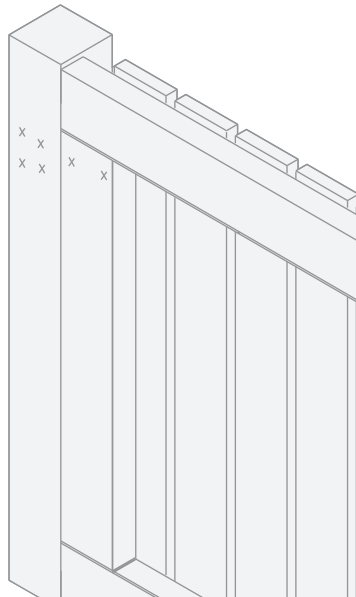


**Parts in the box**  
**Piezas en la caja**  
**Pièces dans la boîte**



**1**

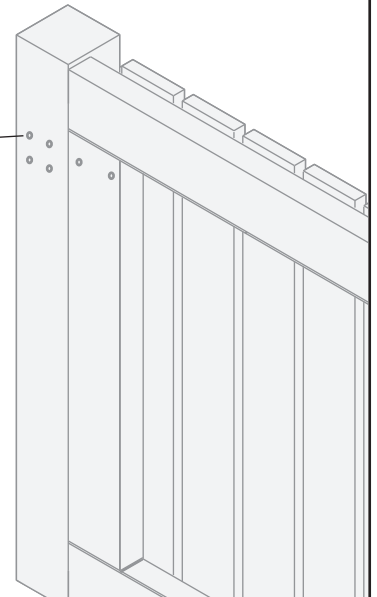
**Mark the locations of the latch.**  
Marque la ubicación del pestillo.  
Marquez l'emplacement de le loquet.



**2**

**Drill the pilot holes.**  
Taladre los orificios piloto.  
Percez les avant-trous.

**13/64"**  
**5.1 mm**



**3**

**Secure the latch.**  
Asegure el pestillo.  
Fixez le loquet.

