

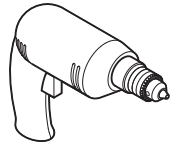
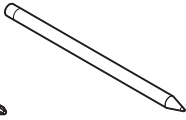
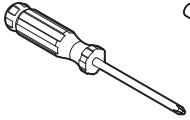
Required tools
Herramientas necesarias
Outils nécessaires

Phillips screwdriver
Destornillador phillips
Tournevis cruciforme


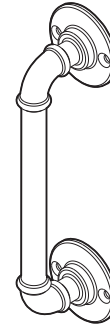
Pencil
Lápiz
Crayon

Power drill
Taladro eléctrico
Perceuse électrique

Drill bit
Broca
Foret

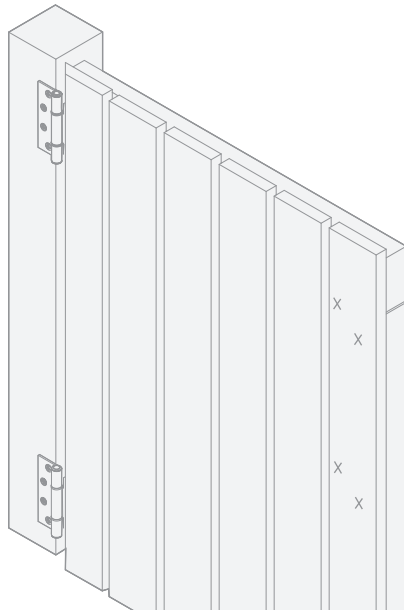


Parts in the box
Piezas en la caja
Pièces dans la boîte



1

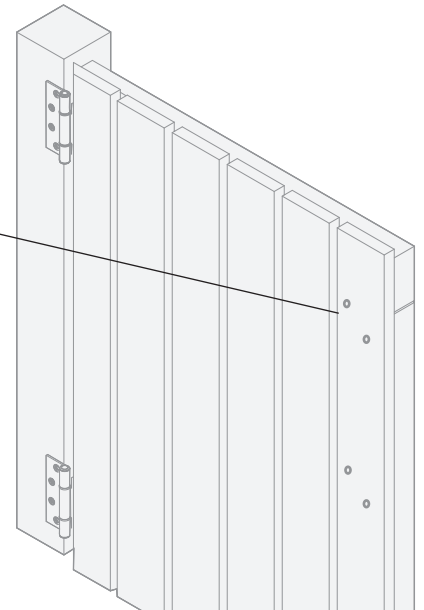
Mark the locations of the handle.
Marque la ubicación del manija.
Marquez l'emplacement des la poignée.



2

Drill the pilot holes.
Taladre los orificios piloto.
Percez les avant-trous.

13/64"
5.1 mm



3

Secure the handle.
Asegure el manija.
Fixez la poignée.

