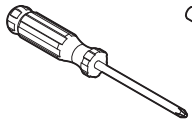


Required tools

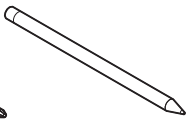
Herramientas necesarias

Outils nécessaires

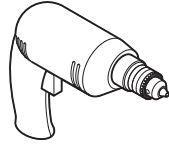
Phillips screwdriver
Destornillador phillips
Tournevis cruciforme



Pencil
Lápiz
Crayon



Power drill
Taladro eléctrico
Perceuse électrique




Drill bit
Broca
Foret



Parts in the box

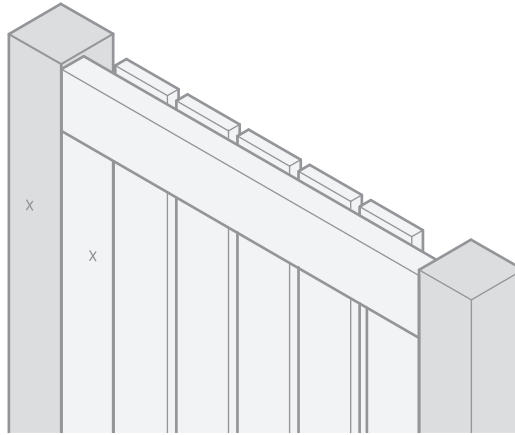
Piezas en la caja

Pièces dans la boîte



1

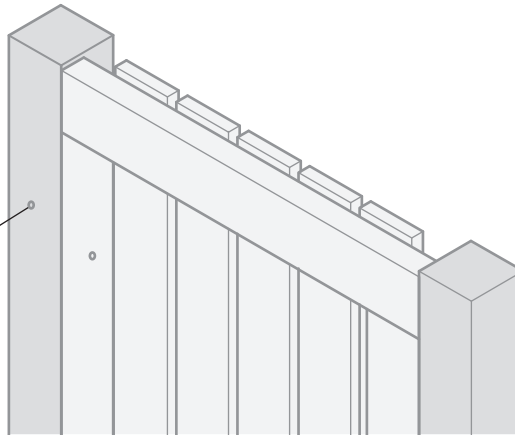
Mark the locations of the hinges.
Marque la ubicación de las bisagras.
Marquez l'emplacement des charnières.



2

Drill the pilot holes.
Taladre los orificios piloto.
Percez les avant-trous.

3/16"
4.8 mm



3

Secure the hook and eye.
Asegure el gancho y el ojo.
Fixez et œillet sécurisés.

