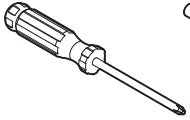
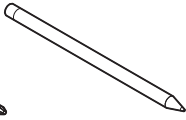


Required tools
Herramientas necesarias
Outils nécessaires

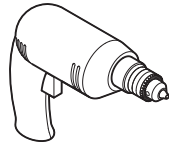
Phillips screwdriver
Destornillador phillips
Tournevis cruciforme



Pencil
Lápiz
Crayon




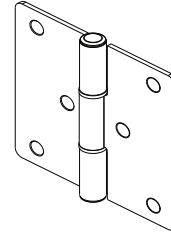
Power drill
Taladro eléctrico
Perceuse électrique



Drill bit
Broca
Foret

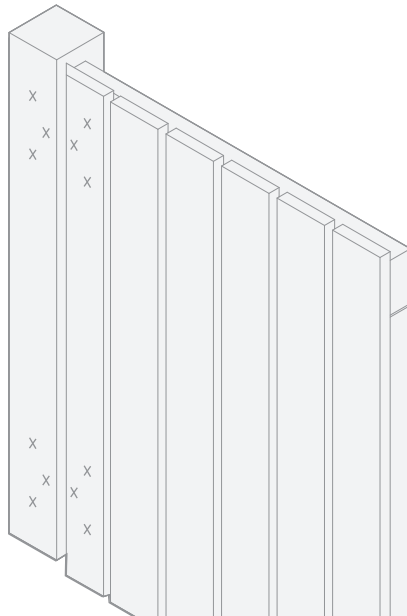


Parts in the box
Piezas en la caja
Pièces dans la boîte



1

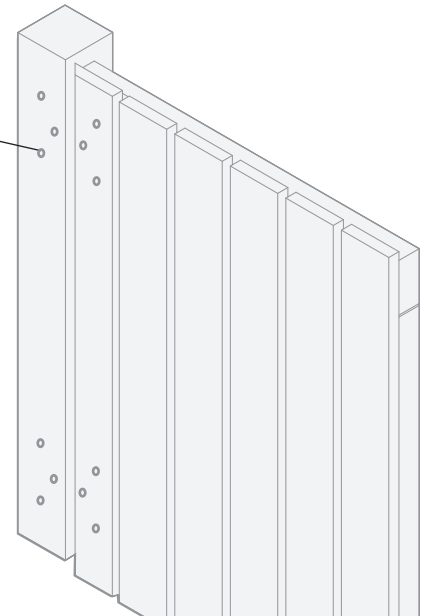
Mark the locations of the hinges.
Marque la ubicación de las bisagras.
Marquez l'emplacement de les charnières.



2

Drill the pilot holes.
Taladre los orificios piloto.
Percez les avant-trous.

3/16"
4,8 mm



3

Secure the hinges.
Asegure las bisagras.
Fixez les charnières.

